

## Home Connections

### Share the Good News

- \* *Share a game.* This week's Bible story is about the Lord's Supper. Play the memory game with your child, using the cards from Craft Page 4. As you play, let your child tell you about the Lord's Supper. Then share what it means for you.
- \* *Share time around the dinner table.* This week, make it a point to eat supper together as a family. As a part of your table prayers, be sure to thank Jesus for granting us forgiveness of our sins through the Lord's Supper.

### Pray Together

Dear Jesus, thank You for suffering and dying so that my sins could be forgiven. When I see the bread and wine in Your Supper, remind me of Your love. Amen.

© 2007, 2013 Concordia Publishing House. Scripture: ESY® 46-0812



### Lily's Day


Look, Sprout. Pastor is doing what Jesus did.

And he is saying what Jesus said.



Brimfield, OH - 049580 - 133705 01

## The Lord's Supper



Painting by Greg Copeland © CPH

What meal is Jesus celebrating with His disciples?  
What is He saying to them?

Lower  
Elementary



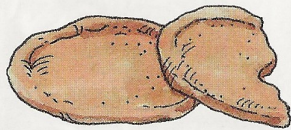

LESSON 4




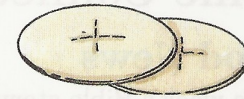

# The Lord's Supper

Luke 22:1-23


Look at all the pictures. Draw a line to match the things on the left from the first Lord's Supper to the things on the right that we see today.



Jesus is the Passover Lamb



Jesus is the Lamb of God



Jesus took bread . . . and He took a cup. Matthew 26:26, 27