


# The Lord's Supper

Early Childhood



Painting by Greg Copeland © Concordia Publishing House

Can You Find?



Jesus



The bread



The wine

I wonder . . .

- ★ What are Jesus and His disciples doing?
- ★ What is Jesus saying?
- ★ Who will eat the bread and drink the wine?
- ★ What does Jesus give us in the Lord's Supper?

Dear Jesus, thank You for loving me. Thank You for forgiving my sins. Help me remember that You died on the cross for me. Amen.

Draw something you remember about Jesus.

Name \_\_\_\_\_



# The Lord's Supper

Luke 22:1-23

It was almost time for Jesus to suffer and die on the cross to take away the sin of all people. Jesus wanted to have one last supper with His twelve friends, the disciples. They went to a special room where they could eat and visit by themselves.

After they ate, Jesus did something special. He took some bread, gave thanks to God for it, and then broke it into pieces. He gave a piece of it to each one of His disciples and said, "Take, eat. This is My body, which is given for you. Eat this to remember Me."

Then Jesus took a cup of wine. He gave thanks to God for it and said, "Take, drink. This is My blood, which is poured out for you to take away your sins. Drink this to remember Me."

Jesus loved His friends very much. He loves us very much too. Today when we go to the Lord's Supper, Jesus forgives our sins too. He reminds us that He loves us and is with us always. Someday we will live with Him in our heavenly home.


## Home Connection

- ◆ When you celebrate a special occasion, let your child help you set the table and prepare some of the special food. Remind your child that Jesus gives us a special meal too: the Lord's Supper. In it, He forgives our sins and helps our faith to grow.
- ◆ If your child asks why she can't receive the Lord's Supper now, explain that she needs to learn about it first, just like teenagers have to grow up and take lessons before they drive a car. Someday she will be able to go to the Lord's Supper too.
- ◆ If your church invites children to go to the Communion table, talk about the blessing your child has through Baptism when the pastor blesses him.

## Do Together

Make unleavened bread together. Mix 4 cups whole wheat flour, 1 cup white flour, 2 cups water,  $\frac{1}{4}$  cup honey,  $1\frac{1}{2}$  teaspoons salt, and  $\frac{1}{4}$  cup oil together. Roll the dough to  $\frac{1}{8}$ -inch thickness and place on greased cookie sheet. Use a pizza cutter to score deeply into 1-inch squares. Bake at 400° for 15 minutes or until bread starts to brown. Prick bubbles that may form when it first starts to bake. Cool. Break into pieces.

Tell your child that your unleavened bread is similar to the bread Jesus gave His friends in the Bible lesson and to the bread we use in Communion.




Add stickers of a shell and cross. Finish coloring the pictures.

## Bible Words

[Jesus says,] "This is My blood . . . poured out for you . . . for the forgiveness of sins." *Matthew 26:28*

Color the picture and  
connect the dots.





---

Craft Page

